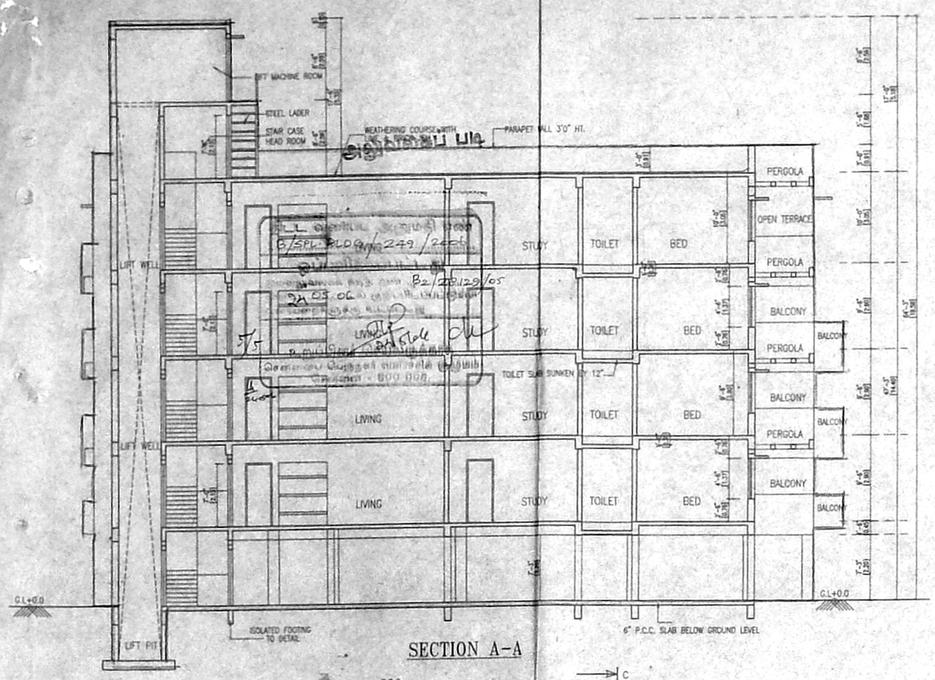

SECTION A-A

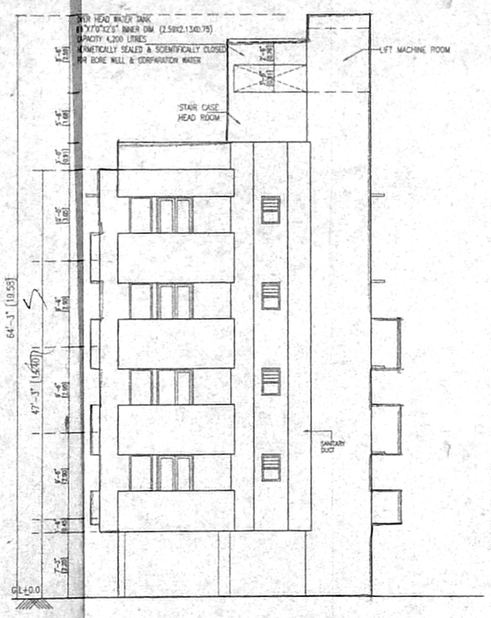

FRONT ELEVATION

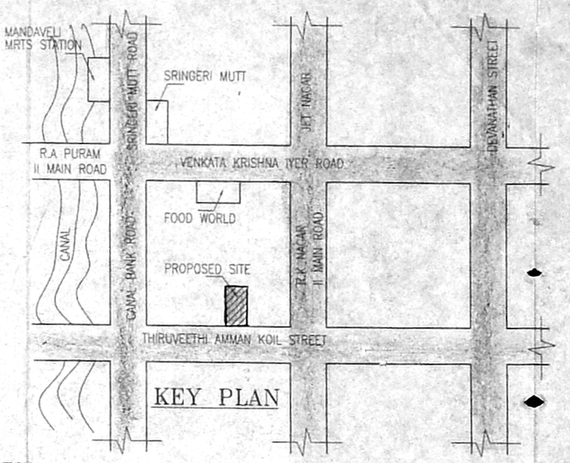

KEY PLAN

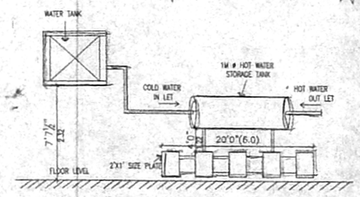

SOLAR HOT WATER SYSTEM DETAIL

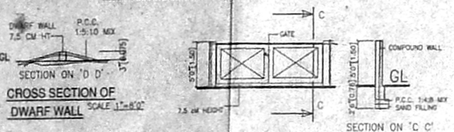

CROSS SECTION OF DWARF WALL SCALE 1"=8'0"

GATE & COMPOUND WALL DETAIL

SCALE 1"=8'0"

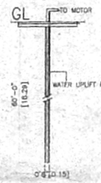

BORE WELL DETAIL

SCALE 1"=8'0"

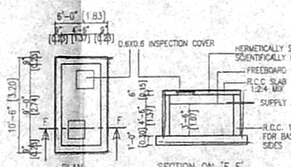

TYPICAL UNDER GROUND SUMP DETAIL

INNER SIZE: 9'-0"x4'-6"x3'8"
4,000 LITERS CAPACITY SCALE 1"=8'0"

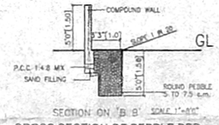

CROSS SECTION OF PEBBLE BED

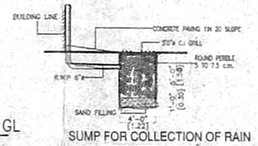

SUMP FOR COLLECTION OF RAIN WATER CONSERVATION

SCALE 1"=8'0"

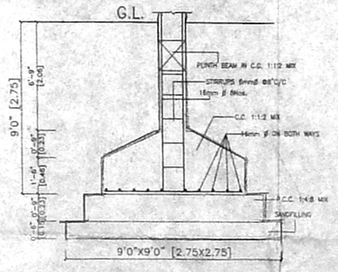

FOUNDATION DETAIL

SCALE 1"=2'0"

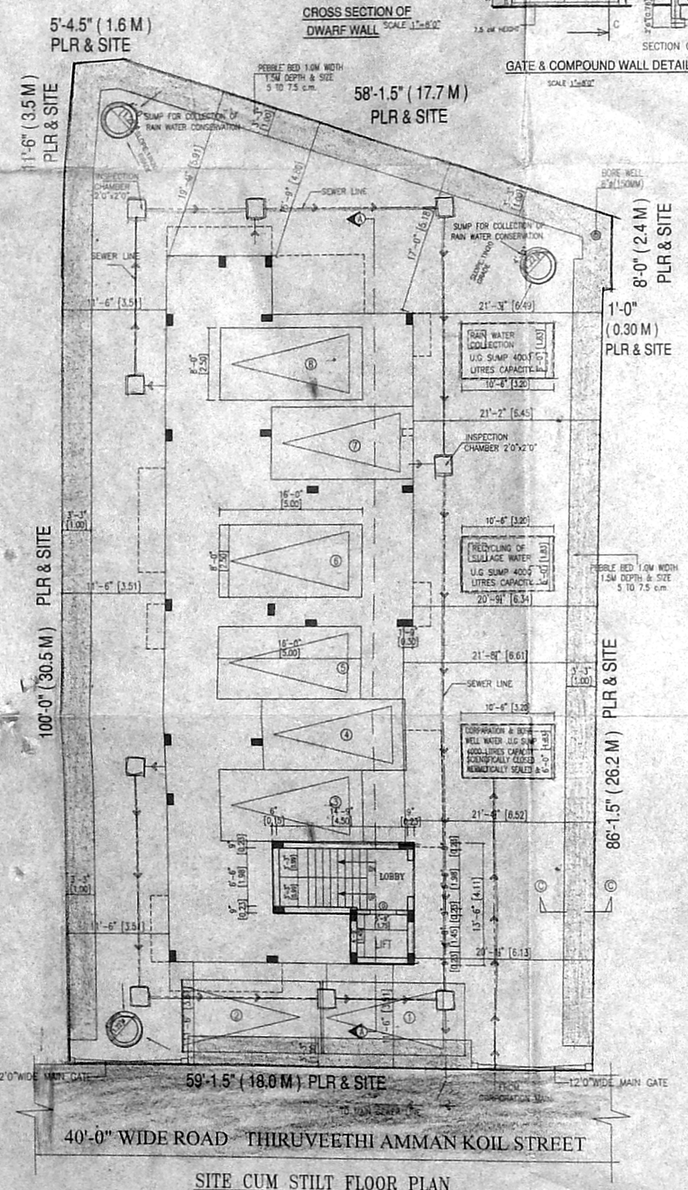

SITE CUM STILT FLOOR PLAN

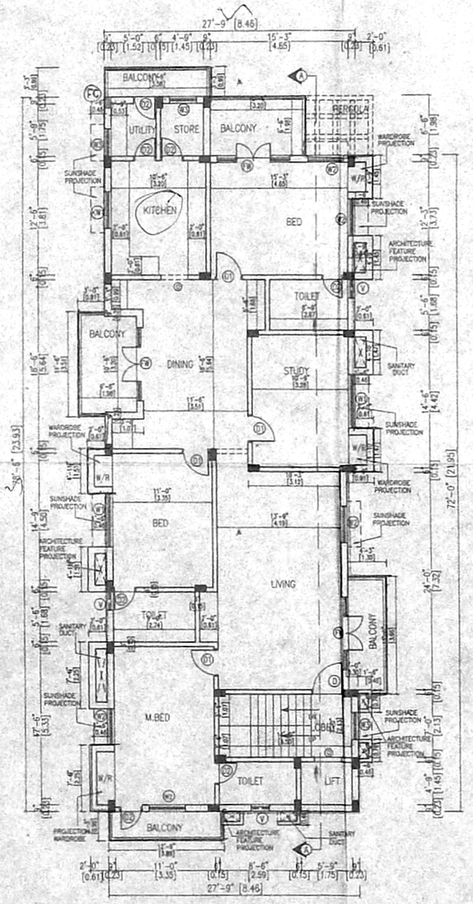

TYPICAL FIRST,SECOND & THIRD FLOOR PLAN

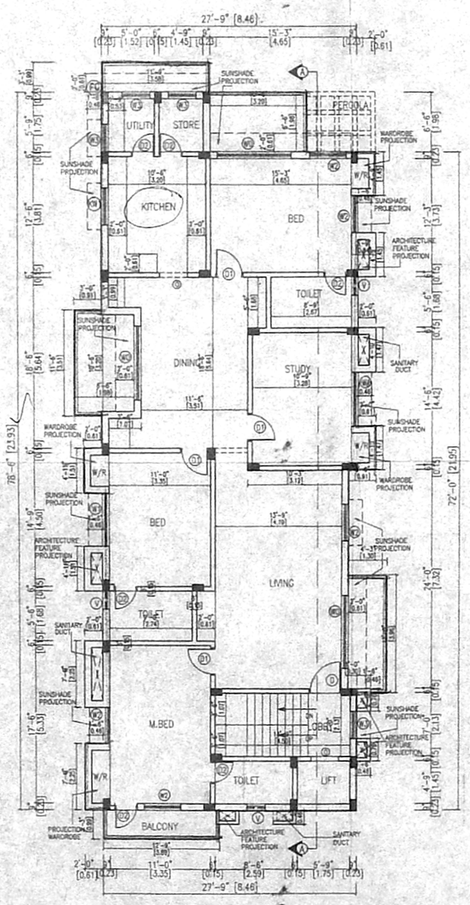

FOURTH FLOOR PLAN

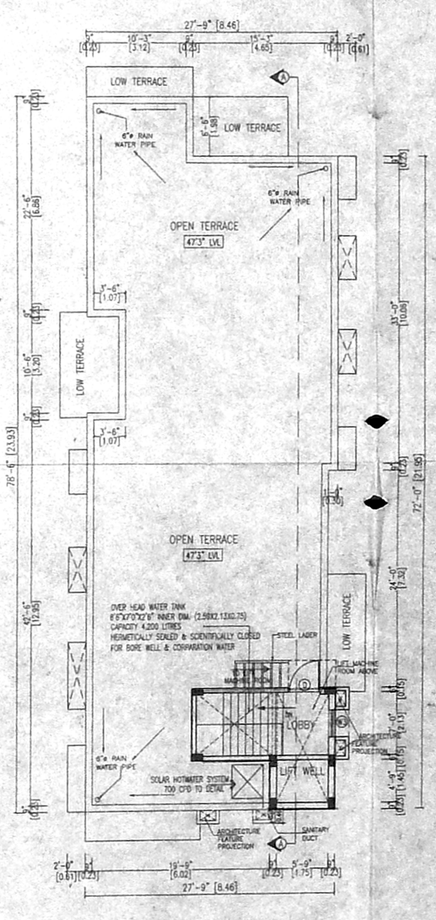

TERRACE FLOOR PLAN

PROPOSED RESIDENTIAL BUILDING AT PLOT NO.37, DOOR NO.9, (OLD NO.3) THIRUVEETHI AMMAN KOIL STREET, RAMAKRISHNA NAGAR, R.A PURAM, CHENNAI-28. BLOCK NO : 89
OLD- SURVEY NO:4237/30 & 4045 PT
RE- SURVEY NO:4237/30 & 4045 / 9 (AS PER PATTA) MYLAPORE - TRIPLICANE TALUK, CORPORATION DIVISION-149, ZONE -10,
93 X 74 93 X 74

Specifications

FOUNDATION

All r.c.c columns,lintels,plinth beam,roof slab,r.c.c sunshade 1:2:4 mix

R.C.C WORKS

R.c.c column foundation with r.c.c 1:2:4 mix
For all R.C.C. works M25 grade used
Least dimensions of the coloumn is 300 mm

SUPERSTRUCTURE

First class brick work in C.M. 1:5 mix with 12mm thick plastering

JOINERY Best indian teak wood

FLOORING Mosaic tile flooring laid on p.c.c 1:4:8 mix

WEATHERING COURSE

Brick jelly in lime mortor with pressed tiles on top

SCHEDULE OF JOINERY

S.NO	DESCRIPTION	FOOT	METRIC
D	DOOR	3'6"x7'0"	1.06X2.13
D1	DOOR	3'0"x7'0"	0.91X2.13
D2	DOOR	2'6"x7'0"	0.76X2.13
O	OPENING	3'0"x7'0"	0.91X2.13
W0	GLAZED WINDOW	8'0"X6'6"	2.44X1.98
W1	GLAZED WINDOW	5'10"x4'6"	1.77X1.37
W2	GLAZED WINDOW	4'0"X4'6"	1.21X1.37
W3	GLAZED WINDOW	3'0"X4'6"	0.91X1.37
KW1	GLAZED WINDOW	4'0"X3'0"	1.22X0.91
FD/W4	FRENCH DOOR/WINDOW	8'0"X7'0"	2.44X2.13
V	GLAZED VENTILATOR	2'0"x3'0"	0.61X0.91

AREA STATEMENT	SQ.FT.	SQ.M.
PLOT AREA [AS PER PATTA]	6203.14	576.50
1.5 MAX.F.S.I. (ALLOWED)	9304.71	864.75
STILT FLOOR	169.77	15.78
FIRST FLOOR	2331.76	216.62
SECOND FLOOR	2331.76	216.62
THIRD FLOOR	2331.76	216.62
FOURTH FLOOR	2102.00	195.27
TOTAL BUILT UP AREA	9267.05	860.91

NO.OF CARS REQUIRED = 8

TOTAL F.S.I. ACHIEVED = $\frac{9267.05}{6203.14}$ = 1.493%

PLOT COVERAGE = $\frac{2331.76}{6203.14}$ X 100 = 37.59%

POWER AGENT / OWNER

Colour Code Reference

PROPOSED SHOWN THUS
SITE SHOWN THUS
ROAD SHOWN THUS

DRN BY :
CHK BY : S.G.M
DATE :
SCALE : 1"=8'0"

N W E S

ARCHITECT / LS

N.A. RANJAN NAVAMANEE
B.Arch., A.I.I.A. M.E.A.
ARCHITECT
COUNCIL REG. NO. 127
REG. NO. VO/04/896/70
67, 2nd TRUSTA NAGAR, CHENNAI - 28.
PHONE: 24915855